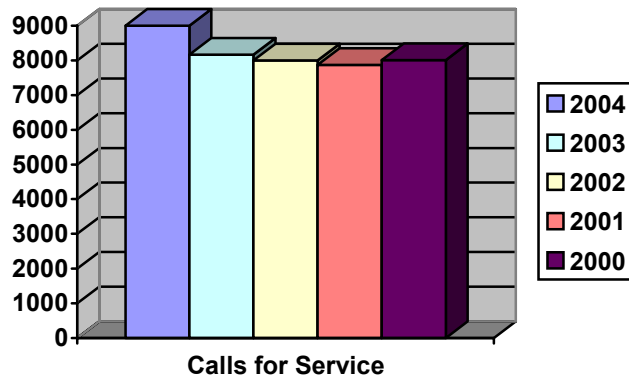


FOX VALLEY METROPOLITAN POLICE DEPARTMENT

2004 Annual Police Report

Calls for Service	2004	2003	2002	2001	2000
Calls	9104	8168	8001	7875	8014



Animals	2004	2003	2002	2001	2000
Animal Bites	21	16	22	17	28
Animals at Large	185	159	164	209	154
Animals Barking	64	50	62	50	31
Animal License Violations	0	0	0	0	0
Animal Cruelty	10	15	13	9	7
All Others	51	40	27	14	22
Total	331	280	288	299	242

Arson	2004	2003	2002	2001	2000
Arson	3	3	0	1	9

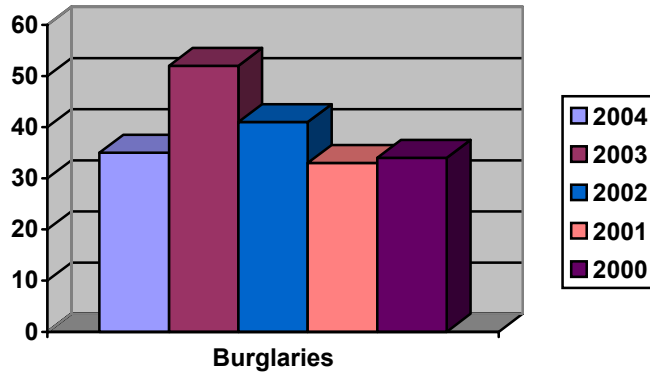
* All Arsons in 2000 were from one incident

Battery	2004	2003	2002	2001	2000
Battery	52	73	58	60	61

Domestics	2004	2003	2002	2001	2000
Domestics	55	87	89	70	71

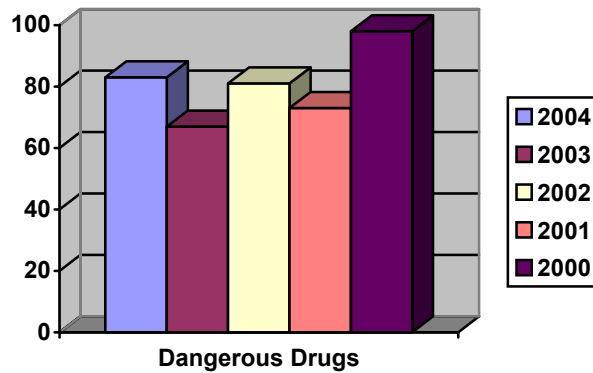
Bicycle Warnings	2004	2003	2002	2001	2000
Bicycle Warnings	163	176	153	146	91

Burglaries	2004	2003	2002	2001	2000
Residential	19	27	18	17	21
Business	16	24	23	15	13
All Others	0	1	0	1	0
Total	35	52	41	33	34



Damage To Property/Vandalism	2004	2003	2002	2001	2000
Business	27	20	19	24	21
Private	173	165	164	163	123
Public	19	26	18	33	19
Total	219	211	201	220	163

Dangerous Drugs	2004	2003	2002	2001	2000
Sell / Manufacture	1	9	6	4	4
Possess	68	48	63	62	72
Paraphernalia	14	10	12	7	22
Total	83	67	81	73	98

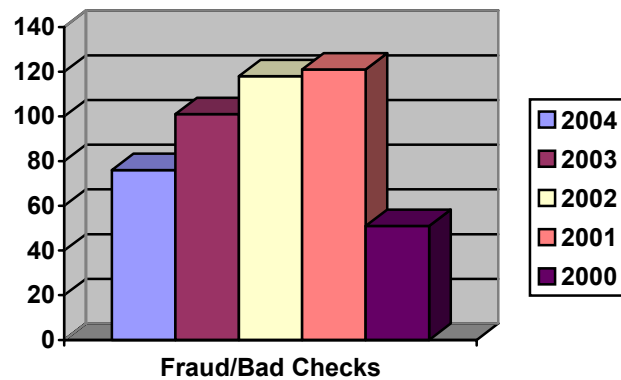


Drunkenness/Mental Holds	2004	2003	2002	2001	2000
72 Hour Commitment Holds	32	44	43	48	40

Forgery	2004	2003	2002	2001	2000
Forgeries	7	7	11	10	12

Fires	2004	2003	2002	2001	2000
Fires	67	87	71	116	82

Fraud/Bad Checks	2004	2003	2002	2001	2000
Fraud/Bad Checks	76	101	118	121	51



Lockouts	2004	2003	2002	2001	2000
Vehicle/Dwelling	349	352	356	378	412

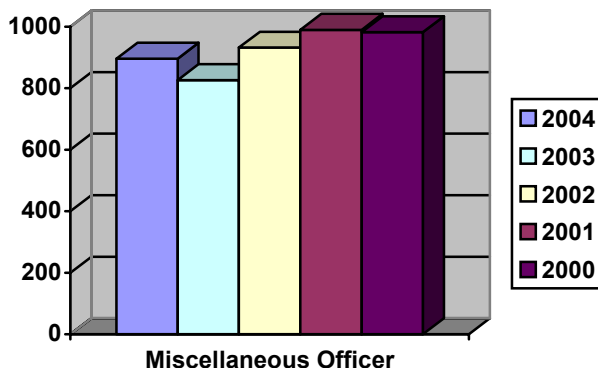
Liquor Law Violations	2004	2003	2002	2001	2000
Misrepresent Age	2	0	5	2	2
Juvenile Drinking/Possession	71	54	75	82	76
Drinking/Possess Off Premises	0	2	2	4	2
Failure to Vacate	0	0	0	0	2
Furnishing to Minors	3	0	3	2	0
Minor on License Premises	3	0	1	1	4
Minor Transporting	20	25	16	11	41
Total	99	81	102	102	127

*** Incidents investigated, not arrest totals

Lost/Found/Missing	2004	2003	2002	2001	2000
Property- Lost	28	29	37	24	33
Persons	9	8	6	2	10
Abandoned/Found Property	112	143	103	108	113
Total	149	180	146	134	156

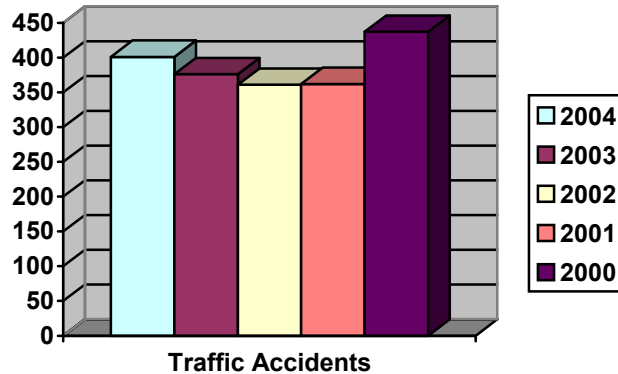
Medical Assists	2004	2003	2002	2001	2000
Medical Assists	305	306	359	347	362

Miscellaneous Officer	2004	2003	2002	2001	2000
Assist Other Agency	239	175	197	201	281
Serve Subpoena	92	69	167	245	157
Escorts	0	1	1	4	8
Alarms	201	259	255	200	225
Vacation Home Checks	89	116	90	88	96
Open Doors	113	135	141	185	166
Warrant – Traffic Violation	22	14	35	21	13
Warrant – Ordinance	73	21	30	19	9
Warrant – Criminal	68	36	16	27	27
Total	896	826	932	990	982



Community Oriented Policing	2004	2003	2002	2001	2000
C.O.P. Activities	41	217	285	304	486

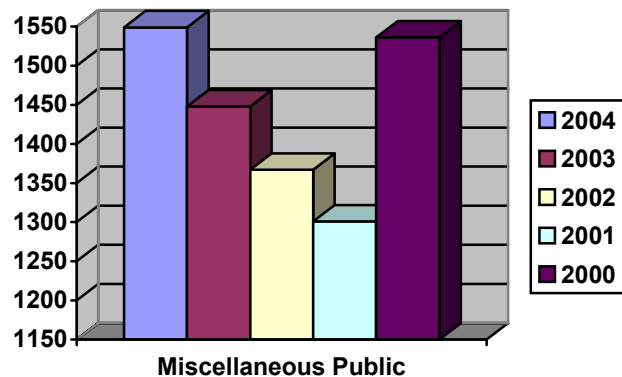
Motor Vehicle Collisions	2004	2003	2002	2001	2000
Fatal	0	1	1	0	1
Personal Injury	60	56	51	46	56
Property Damage – Reportable	193	161	198	212	237
Property Damage – Non Reportable	148	158	111	104	143
Total	401	376	361	362	437



Public Disturbance	2004	2003	2002	2001	2000
Harassing Communication	79	73	75	82	87
Disorderly Conduct	187	187	202	196	214
Disturbing the Peace	146	143	118	162	161
Loitering – Juvenile	14	12	6	8	8
Total	426	415	401	448	470

Obstructing An Officer	2004	2003	2002	2001	2000
Obstructing	24	20	17	21	27

Miscellaneous Public	2004	2003	2002	2001	2000
Citizen Assist	553	511	425	468	504
Traffic Hazard	324	331	268	244	283
Suspicious Person/Vehicle	462	371	456	409	437
Trespass or Prowlers	30	35	28	41	29
Runaways	56	44	51	72	72
License Premise Checks	0	0	0	2	35
911 False Alarms	88	103	108	25	107
Water Breaks	16	30	13	26	24
Wires Down	3	3	1	6	6
Disorderly Conduct w/a Vehicle	3	4	6	3	33
Throw/Shoot Missiles	0	4	5	2	5
Curfew Violations	14	12	6	3	1
Total	1549	1448	1367	1301	1536



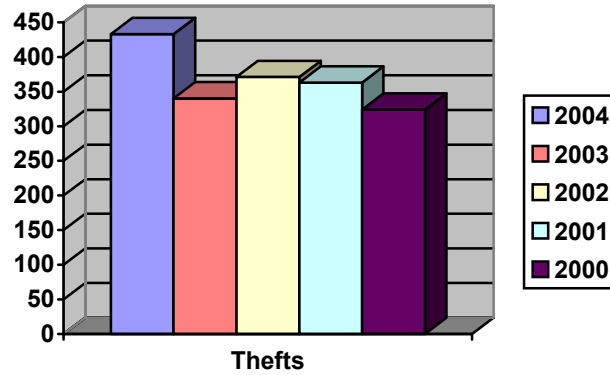
Sex Offenses (Not Assault)	2004	2003	2002	2001	2000
Sex Offenses	14	13	12	19	11

Sudden Death	2004	2003	2002	2001	2000
Sudden Death	12	11	12	4	5

Sexual Assault	2004	2003	2002	2001	2000
Sexual Assault	13	19	27	13	15

Suicide Attempts	2004	2003	2002	2001	2000
Attempts	9	2	4	4	1

Thefts	2004	2003	2002	2001	2000
Thefts	433	340	371	363	324

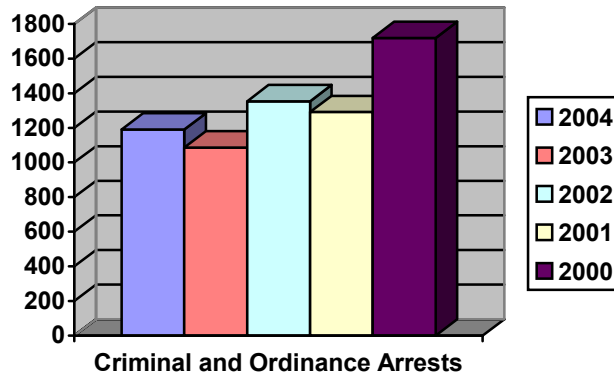


Traffic Warnings	2004	2003	2002	2001	2000
Vehicle Defects	1528	1339	1464	990	891
Written Warnings	2564	2643	3069	2437	1967
Total	4092	3982	4533	3427	2858

Vehicle Thefts	2004	2003	2002	2001	2000
Stolen & Recovered	2	8	6	8	7
Operating w/o Owners Consent	4	3	3	0	1
Total	6	11	9	8	8

Weapon Offenses	2004	2003	2002	2001	2000
Weapon Offenses	8	3	11	5	15

Criminal & Ordinance Arrests	2004	2003	2002	2001	2000
Felony	138	148	139	109	72
Misdemeanor	400	492	595	526	821
Ordinance Citation	652	447	620	656	826
Total	1190	1087	1354	1291	1719



Parking Violations	2004	2003	2002	2001	2000
Parking Violations	949	1212	1306	1245	1062

Traffic Arrests	2004	2003	2002	2001	2000
Operating while Intoxicated	151	162	203	166	136
All Other Traffic	2043	1992	2247	1734	1733
Total	2194	2154	2450	1900	1869

