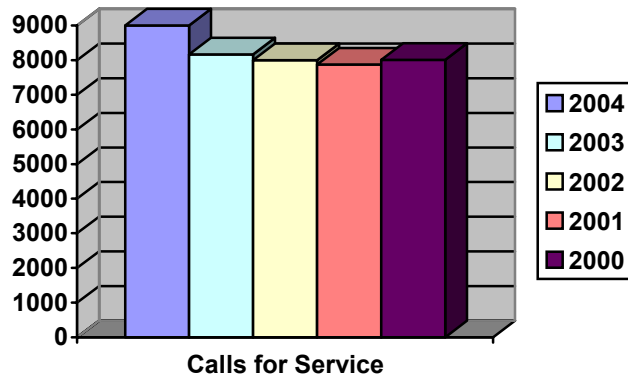


FOX VALLEY METROPOLITAN POLICE DEPARTMENT

2006 Annual Police Report

Calls for Service	2006	2005	2004	2003	2002
Calls	10399	10081	9104	8168	8001



Animals	2006	2005	2004	2003	2002
Animal Bites	28	16	21	16	22
Animals at Large	212	233	185	159	164
Animals Barking	59	64	64	50	62
Animal License Violations	0	1	0	0	0
Animal Cruelty	11	13	10	15	13
All Others	37	30	51	40	27
Total	347	357	331	280	288

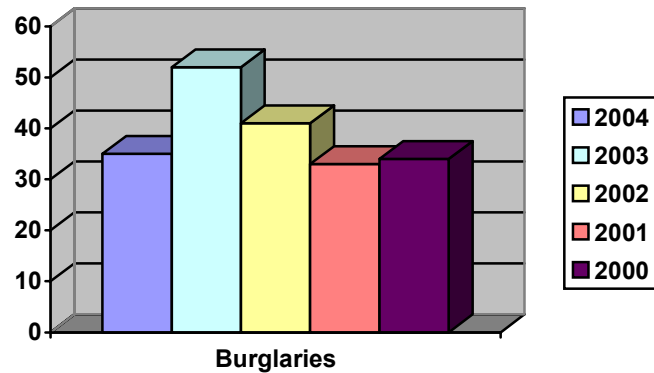
Arson	2006	2005	2004	2003	2002
Arson	3	2	3	3	0

Battery	2006	2005	2004	2003	2002
Battery	87	83	52	73	58

Domestics	2006	2005	2004	2003	2002
Domestics	77	90	55	87	89

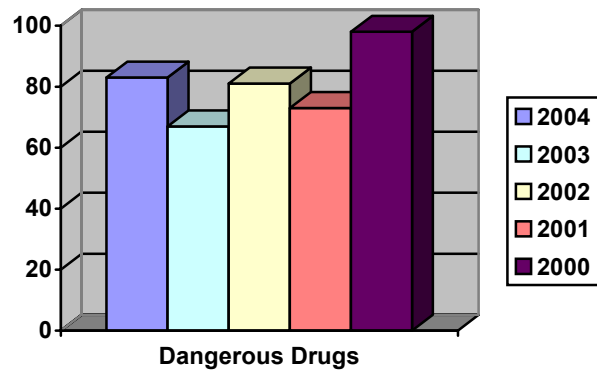
Bicycle Warnings	2006	2005	2004	2003	2002
Bicycle Warnings	176	175	163	176	153

Burglaries	2006	2005	2004	2003	2002
Residential	31	34	19	27	18
Business	22	16	16	24	23
All Others	0	1	0	1	0
Total	53	51	35	52	41



Damage To Property/Vandalism	2006	2005	2004	2003	2002
Business	19	28	27	20	19
Private	210	187	173	165	164
Public	24	10	19	26	18
Total	253	225	219	211	201

Dangerous Drugs	2006	2005	2004	2003	2002
Sell / Manufacture	1	5	1	9	6
Possess	71	52	68	48	63
Paraphernalia	18	23	14	10	12
Total	90	80	83	67	81

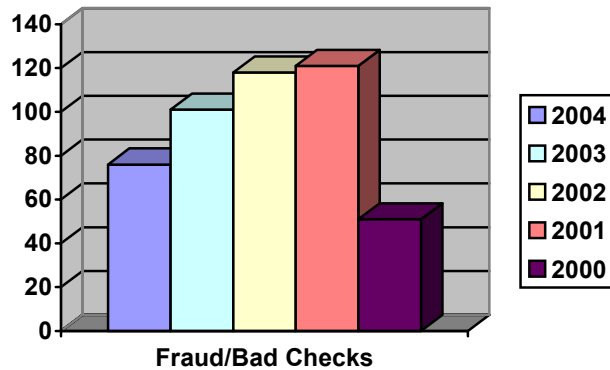


Drunkenness/Mental Holds	2006	2005	2004	2003	2002
72 Hour Commitment Holds	31	41	32	44	43

Forgery	2006	2005	2004	2003	2002
Forgeries	14	16	7	7	11

Fires	2006	2005	2004	2003	2002
Fires	89	55	67	87	71

Fraud/Bad Checks	2006	2005	2004	2003	2002
Fraud/Bad Checks	195	93	76	101	118



Lockouts	2006	2005	2004	2003	2002
Vehicle/Dwelling	279	330	349	352	356

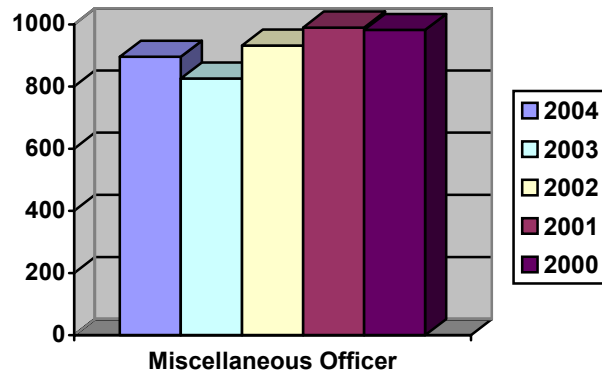
Liquor Law Violations	2006	2005	2004	2003	2002
Misrepresent Age	1	1	2	0	5
Juvenile Drinking/Possession	104	85	71	54	75
Drinking/Possess Off Premises	0	1	0	2	2
Failure to Vacate	0	2	0	0	0
Furnishing to Minors	1	10	3	0	3
Minor on License Premises	1	2	3	0	1
Minor Transporting	2	9	20	25	16
Total	109	110	99	81	102

*** Incidents investigated, not arrest totals

Lost/Found/Missing	2006	2005	2004	2003	2002
Property- Lost	32	35	28	29	37
Persons	4	2	9	8	6
Abandoned/Found Property	125	122	112	143	103
Total	161	159	149	180	146

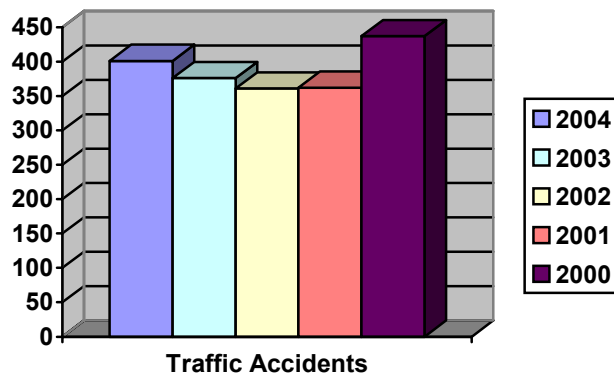
Medical Assists	2006	2005	2004	2003	2002
Medical Assists	389	384	305	306	359

Miscellaneous Officer	2006	2005	2004	2003	2002
Assist Other Agency	220	215	239	175	197
Subpoena Service	48	87	92	69	167
Escorts	2	0	0	1	1
Alarms	170	194	201	259	255
Vacation Home Checks	83	104	89	116	90
Open Doors	98	130	113	135	141
Warrant – Traffic Violation	31	14	22	14	35
Warrant – Ordinance	60	67	73	21	30
Warrant – Criminal	85	109	68	36	16
Total	797	920	896	826	932



Community Oriented Policing	2006	2005	2004	2003	2002
C.O.P. Activities	450	609	41	217	285

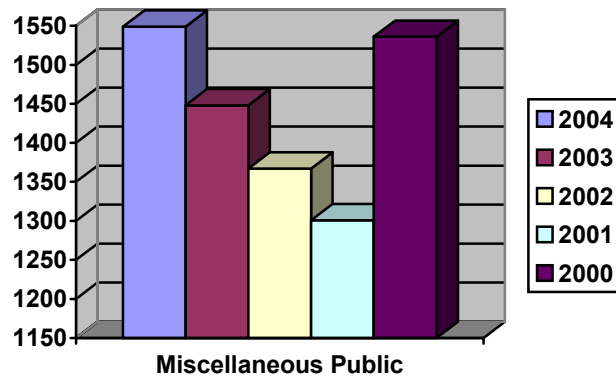
Motor Vehicle Collisions	2006	2005	2004	2003	2002
Fatal	1	0	0	1	1
Personal Injury	67	59	60	56	51
Property Damage – Reportable	179	185	193	161	198
Property Damage – Non Reportable	129	178	148	158	111
Total	376	422	401	376	361



Public Disturbance	2006	2005	2004	2003	2002
Harassing Communication	73	101	79	73	75
Disorderly Conduct	209	201	187	187	202
Disturbing the Peace	155	142	146	143	118
Loitering – Juvenile	7	11	14	12	6
Total	444	455	426	415	401

Obstructing An Officer	2006	2005	2004	2003	2002
Obstructing	43	42	24	20	17

Miscellaneous Public	2006	2005	2004	2003	2002
Citizen Assist	573	596	553	511	425
Traffic Hazard	262	239	324	331	268
Suspicious Person/Vehicle	533	523	462	371	456
Trespass or Prowlers	34	40	30	35	28
Runaways	80	61	56	44	51
License Premise Checks	0	0	0	0	0
911 False Alarms	127	11	88	103	108
Water Breaks	11	17	16	30	13
Wires Down	0	1	3	3	1
Disorderly Conduct w/a Vehicle	3	2	3	4	6
Throw/Shoot Missiles	1	2	0	4	5
Curfew Violations	7	11	14	12	6
Total	1631	1503	1549	1448	1367



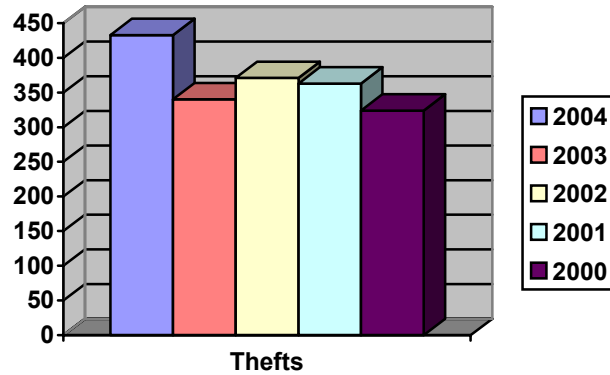
Sexual Assault	2006	2005	2004	2003	2002
Sexual Assault	7	14	13	19	27

Sex Offenses (Not Assault)	2006	2005	2004	2003	2002
Sex Offenses	7	16	14	13	12

Sudden Death	2006	2005	2004	2003	2002
Sudden Death	10	17	12	11	12

Suicide Attempts	2006	2005	2004	2003	2002
Attempts	8	15	9	2	4

Thefts	2006	2005	2004	2003	2002
Thefts	467	484	433	340	371

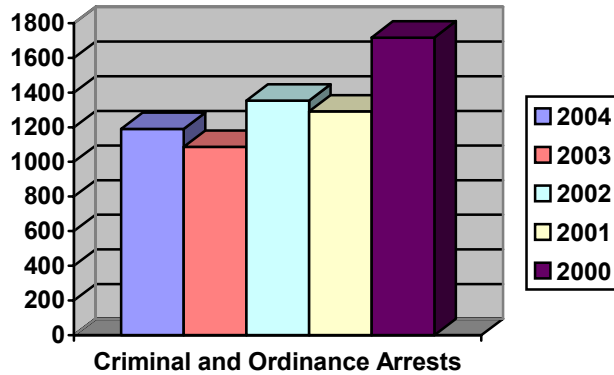


Traffic Warnings	2006	2005	2004	2003	2002
Vehicle Defects	1518	1436	1528	1339	1464
Written Warnings	2772	2604	2564	2643	3069
Total	4290	4040	4092	3982	4533

Vehicle Thefts	2006	2005	2004	2003	2002
Stolen & Recovered	14	6	2	8	6
Operating w/o Owners Consent	2	1	4	3	3
Total	16	7	6	11	9

Weapon Offenses	2006	2005	2004	2003	2002
Weapon Offenses	14	8	8	3	11

Criminal & Ordinance Arrests	2006	2005	2004	2003	2002
Felony	177	179	138	148	139
Misdemeanor	483	580	400	492	595
Ordinance Citation	703	598	652	447	620
Total	1363	1357	1190	1087	1354



Parking Violations	2006	2005	2004	2003	2002
Parking Violations	1785	1646	949	1212	1306

Traffic Arrests	2006	2005	2004	2003	2002
Operating while Intoxicated	189	177	151	162	203
All Other Traffic	1884	1790	2043	1992	2247
Total	2073	1967	2194	2154	2450

