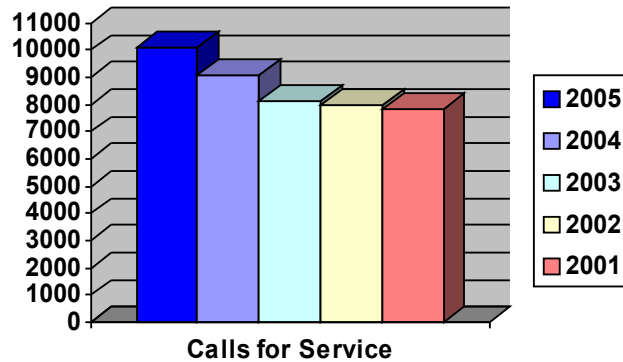


FOX VALLEY METROPOLITAN POLICE DEPARTMENT

2005 Annual Police Report

Calls for Service	2005	2004	2003	2002	2001
Calls	10081	9104	8168	8001	7875



Animals	2005	2004	2003	2002	2001
Animal Bites	16	21	16	22	17
Animals at Large	233	185	159	164	209
Animals Barking	64	64	50	62	50
Animal License Violations	1	0	0	0	0
Animal Cruelty	13	10	15	13	9
All Others	30	51	40	27	14
Total	357	331	280	288	299

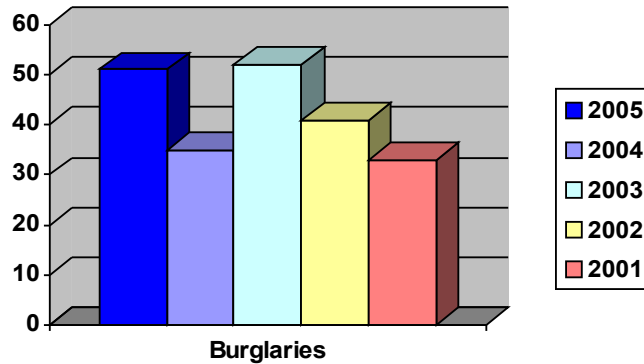
Arson	2005	2004	2003	2002	2001
Arson	2	3	3	0	1

Battery	2005	2004	2003	2002	2001
Battery	83	52	73	58	60

Domestics	2005	2004	2003	2002	2001
Domestics	90	55	87	89	70

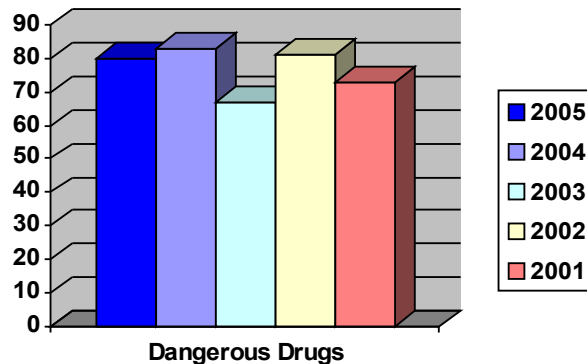
Bicycle Warnings	2005	2004	2003	2002	2001
Bicycle Warnings	175	163	176	153	146

Burglaries	2005	2004	2003	2002	2001
Residential	34	19	27	18	17
Business	16	16	24	23	15
All Others	1	0	1	0	1
Total	51	35	52	41	33



Damage To Property/Vandalism	2005	2004	2003	2002	2001
Business	28	27	20	19	24
Private	187	173	165	164	163
Public	10	19	26	18	33
Total	225	219	211	201	220

Dangerous Drugs	2005	2004	2003	2002	2001
Sell / Manufacture	5	1	9	6	4
Possess	52	68	48	63	62
Paraphernalia	23	14	10	12	7
Total	80	83	67	81	73

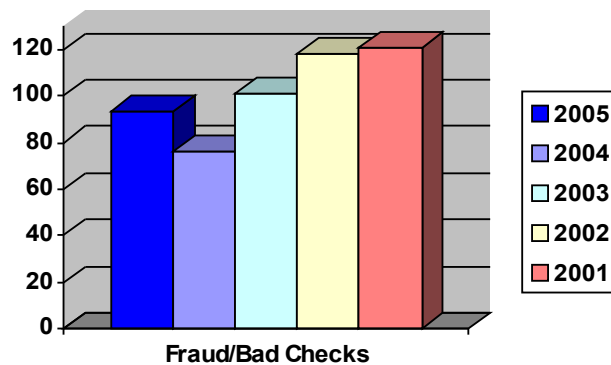


Drunkenness/Mental Holds	2005	2004	2003	2002	2001
72 Hour Commitment Holds	41	32	44	43	48

Forgery	2005	2004	2003	2002	2001
Forgeries	16	7	7	11	10

Fires	2005	2004	2003	2002	2001
Fires	55	67	87	71	116

Fraud/Bad Checks	2005	2004	2003	2002	2001
Fraud/Bad Checks	93	76	101	118	121



Lockouts	2005	2004	2003	2002	2001
Vehicle/Dwelling	330	349	352	356	378

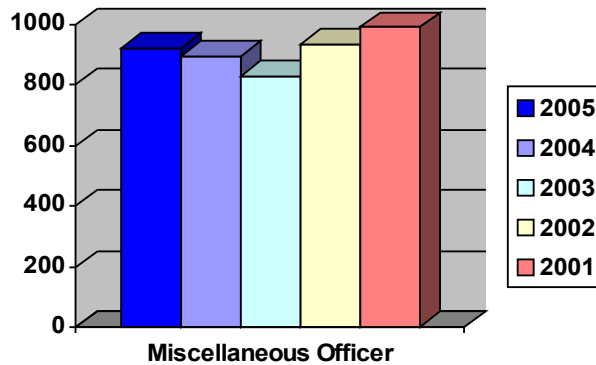
Liquor Law Violations	2005	2004	2003	2002	2001
Misrepresent Age	1	2	0	5	2
Juvenile Drinking/Possession	85	71	54	75	82
Drinking/Possess Off Premises	1	0	2	2	4
Failure to Vacate	2	0	0	0	0
Furnishing to Minors	10	3	0	3	2
Minor on License Premises	2	3	0	1	1
Minor Transporting	9	20	25	16	11
Total	110	99	81	102	102

*** Incidents investigated, not arrest totals

Lost/Found/Missing	2005	2004	2003	2002	2001
Property- Lost	35	28	29	37	24
Persons	2	9	8	6	2
Abandoned/Found Property	122	112	143	103	108
Total	159	149	180	146	134

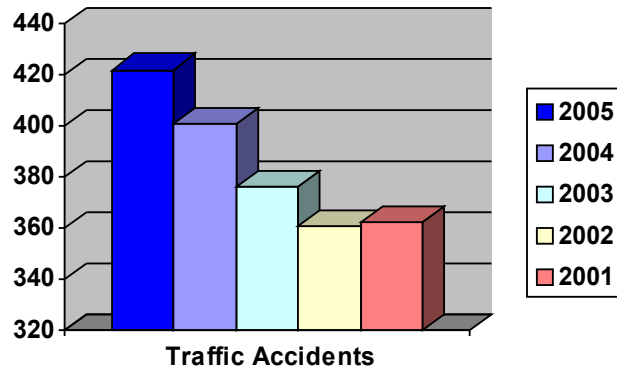
Medical Assists	2005	2004	2003	2002	2001
Medical Assists	384	305	306	359	347

Miscellaneous Officer	2005	2004	2003	2002	2001
Assist Other Agency	215	239	175	197	201
Subpoena Service	87	92	69	167	245
Escorts	0	0	1	1	4
Alarms	194	201	259	255	200
Vacation Home Checks	104	89	116	90	88
Open Doors	130	113	135	141	185
Warrant – Traffic Violation	14	22	14	35	21
Warrant – Ordinance	67	73	21	30	19
Warrant – Criminal	109	68	36	16	27
Total	920	896	826	932	990



Community Oriented Policing	2005	2004	2003	2002	2001
C.O.P. Activities	609	41	217	285	304

Motor Vehicle Collisions	2005	2004	2003	2002	2001
Fatal	0	0	1	1	0
Personal Injury	59	60	56	51	46
Property Damage – Reportable	185	193	161	198	212
Property Damage – Non Reportable	178	148	158	111	104
Total	422	401	376	361	362

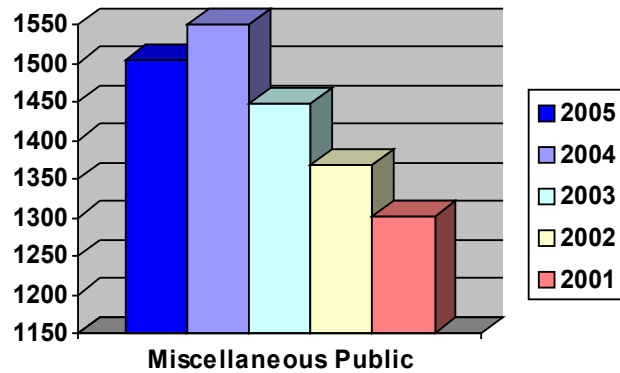


Public Disturbance	2005	2004	2003	2002	2001
Harassing Communication	101	79	73	75	82
Disorderly Conduct	201	187	187	202	196
Disturbing the Peace	142	146	143	118	162
Loitering – Juvenile	11	14	12	6	8
Total	455	426	415	401	448

Obstructing An Officer	2005	2004	2003	2002	2001
Obstructing	42	24	20	17	21

Miscellaneous Public	2005	2004	2003	2002	2001
Citizen Assist	596	553	511	425	468
Traffic Hazard	239	324	331	268	244
Suspicious Person/Vehicle	523	462	371	456	409
Trespass or Prowlers	40	30	35	28	41
Runaways	61	56	44	51	72
License Premise Checks	0	0	0	0	2
911 False Alarms	11	88	103	108	25
Water Breaks	17	16	30	13	26

Wires Down	1	3	3	1	6
Disorderly Conduct w/a Vehicle	2	3	4	6	3
Throw/Shoot Missiles	2	0	4	5	2
Curfew Violations	11	14	12	6	3
Total	1503	1549	1448	1367	1301



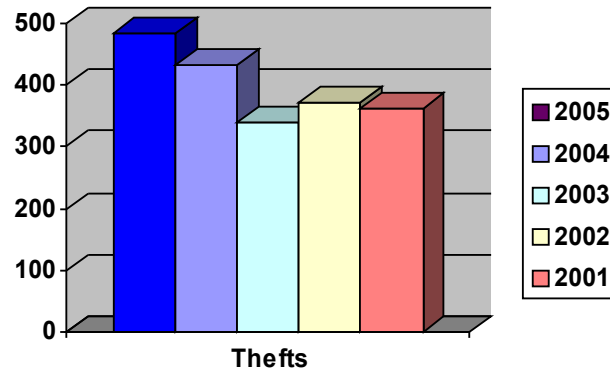
Sexual Assault	2005	2004	2003	2002	2001
Sexual Assault	14	13	19	27	13

Sex Offenses (Not Assault)	2005	2004	2003	2002	2001
Sex Offenses	16	14	13	12	19

Sudden Death	2005	2004	2003	2002	2001
Sudden Death	17	12	11	12	4

Suicide Attempts	2005	2004	2003	2002	2001
Attempts	15	9	2	4	4

Thefts	2005	2004	2003	2002	2001
Thefts	484	433	340	371	363

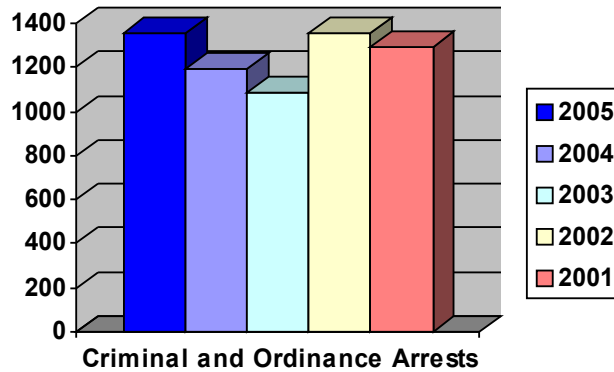


Traffic Warnings	2005	2004	2003	2002	2001
Vehicle Defects	1436	1528	1339	1464	990
Written Warnings	2604	2564	2643	3069	2437
Total	4040	4092	3982	4533	3427

Vehicle Thefts	2005	2004	2003	2002	2001
Stolen & Recovered	6	2	8	6	8
Operating w/o Owners Consent	1	4	3	3	0
Total	7	6	11	9	8

Weapon Offenses	2005	2004	2003	2002	2001
Weapon Offenses	8	8	3	11	5

Criminal & Ordinance Arrests	2005	2004	2003	2002	2001
Felony	179	138	148	139	109
Misdemeanor	580	400	492	595	526
Ordinance Citation	598	652	447	620	656
Total	1357	1190	1087	1354	1291



Parking Violations	2005	2004	2003	2002	2001
Parking Violations	1646	949	1212	1306	1245

Traffic Arrests	2005	2004	2003	2002	2001
Operating while Intoxicated	177	151	162	203	166
All Other Traffic	1790	2043	1992	2247	1734
Total	1967	2194	2154	2450	1900

